



The Recreational Use of Authority Reservoir Lands



Summary of Consultation Responses
May 2012



Consultation Aims

To determine the recreational requirements of the public of the Isle of Man with regard to the Authority's reservoirs

Public opinion
survey

Analysis of data
to inform the
decision making
process

Development of
subsequent
recreational use
policy



Research Aims

To identify:

Current
recreational use

Desired
recreational use

Priorities of use

Public
perception on
control and
funding



Intended Results

Safeguarding
the raw water
supply

Educating users
on the risks to
water safety

Cross
Government
approach

Future facilities
to meet public
demand



Methodology

- Consultation Document
 - On-line survey (Survey Monkey Software)
 - Carried out between 31 October - 9 December 2011
 - 541 respondents





Public Response to Consultation



- "Admirable! Comprehensive list of persons and groups to be consulted. Should enable all views to be made known.
- I think it is a great way to see what people want and activities people are most likely to do on the reservoirs.



- It seems to be a transparent and informative process.
- Very good and shows you are considering all options; even if it comes back with 'nothing is changing', then at least it shows there has been the discussion.



- I found it tedious, repetitive and would like to point out that some pages didn't load correctly. I also feel that this survey has been put into the public domain very quietly and may not reflect a balanced view point.
- A very long winded questionnaire! But I hope it achieves something."



Key Findings



Respondent Demographics

A local
resident:

526

A visitor:

2

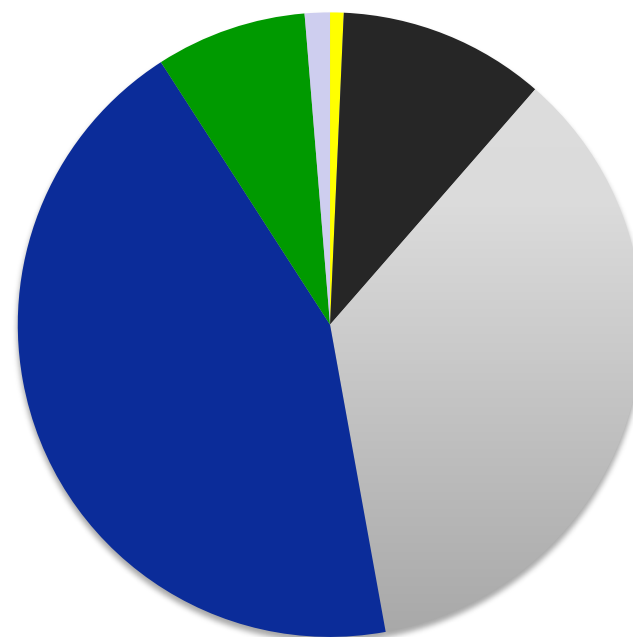
A club
member:

151

A private
sector
business:

16

Age of Respondents



■ Age 17 or under

■ Age 18-29

■ Age 30-44

■ Age 45-59

■ Age 60-74

■ Age 75 plus



Current Recreational Use

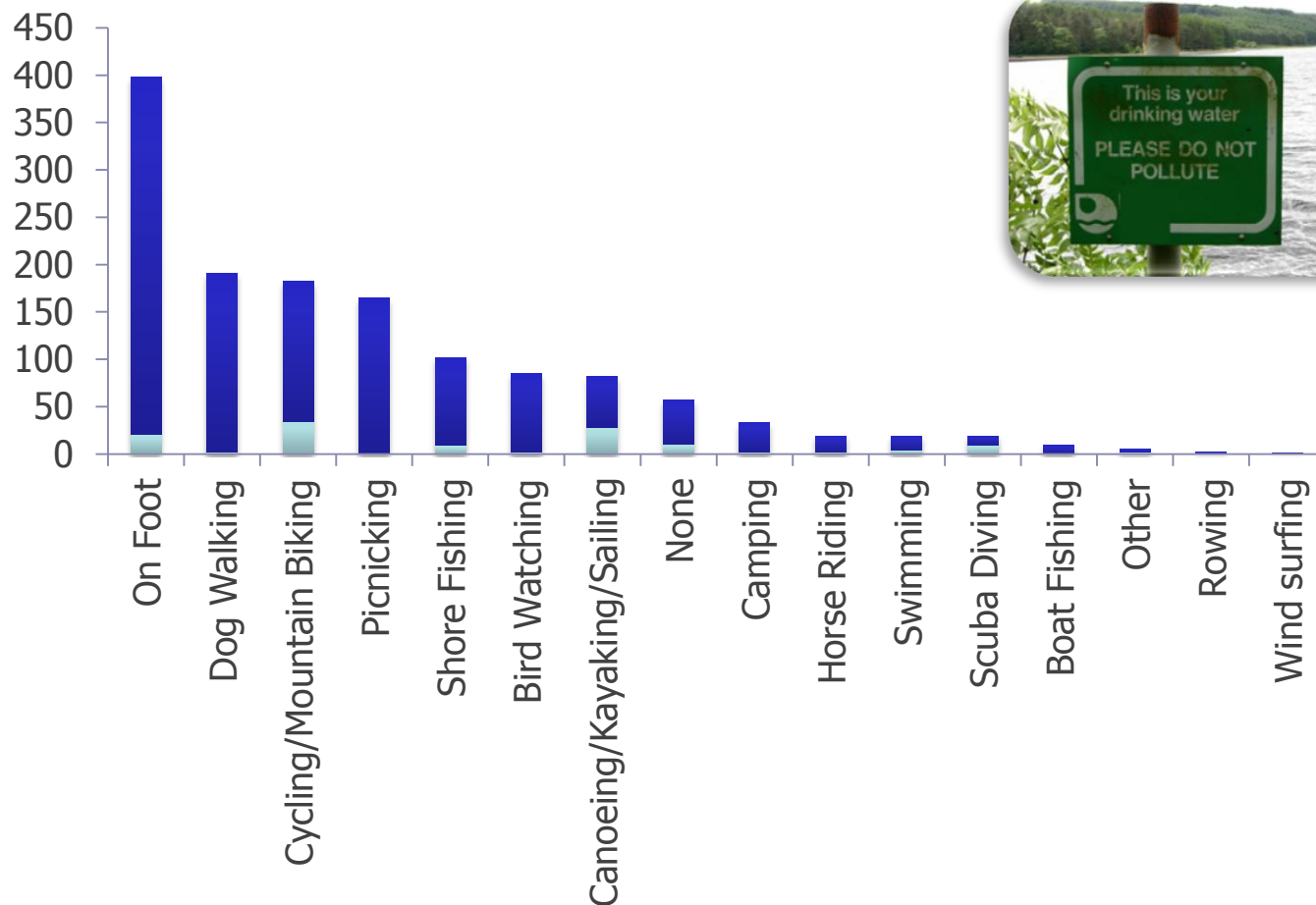
The most popular past times currently undertaken around the Island's reservoirs are those **on foot** such as **walking**, **running** and **orienteering**.



9.6% of responders said they did not currently undertake a recreational past time on or around the Island's reservoirs.

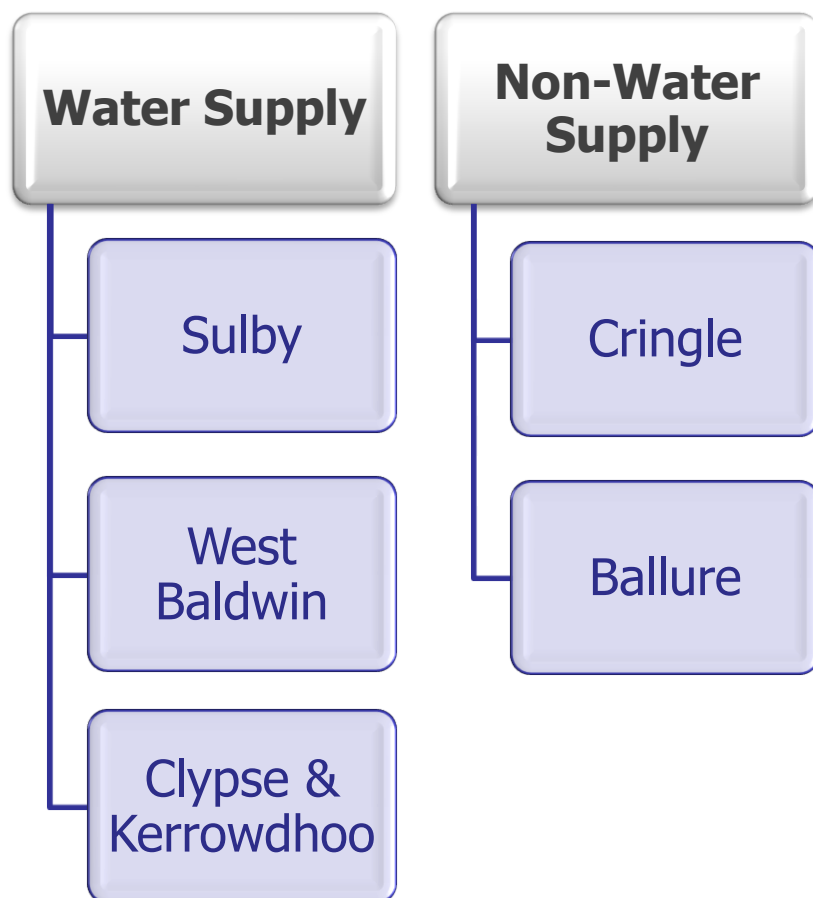


Current Recreational Use Data





Water & Non-water Supply Reservoirs



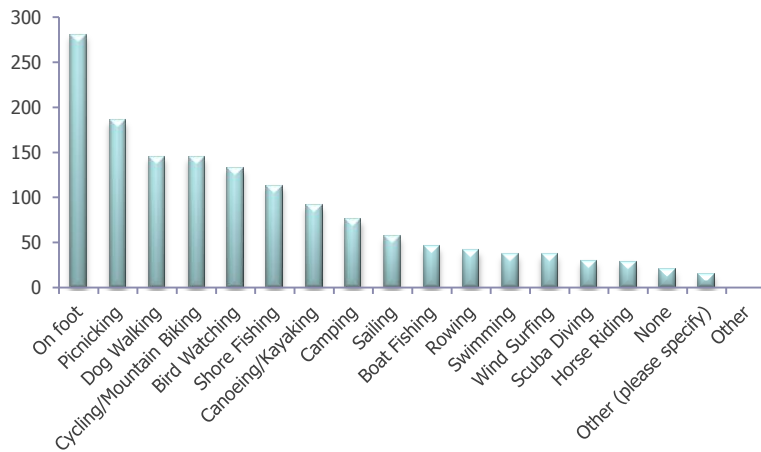
Desired recreational requirements are similar for water supply and non-water supply reservoirs



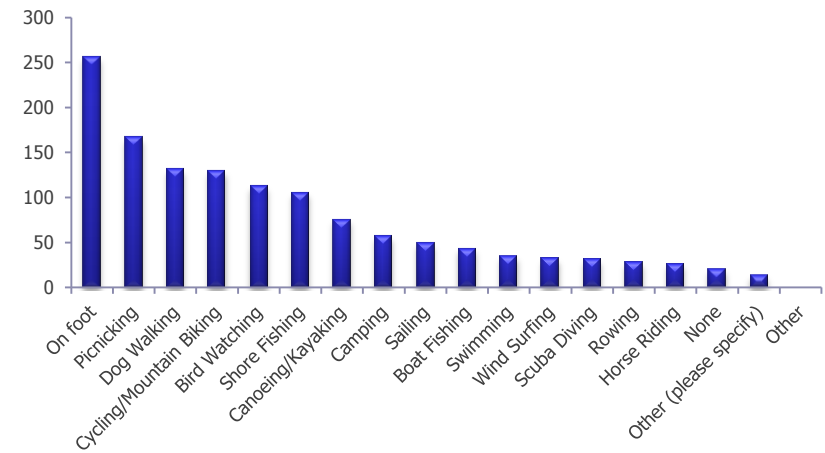


Desired Recreational Use for Water Supply Reservoirs

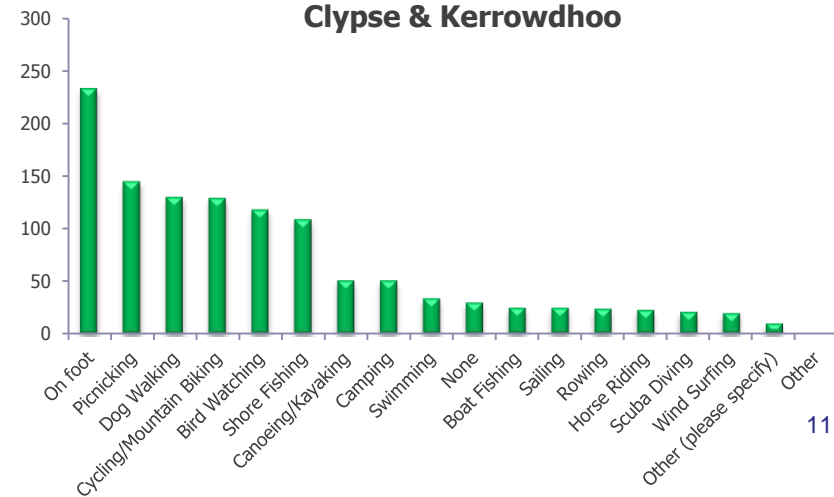
Sulby



West Baldwin

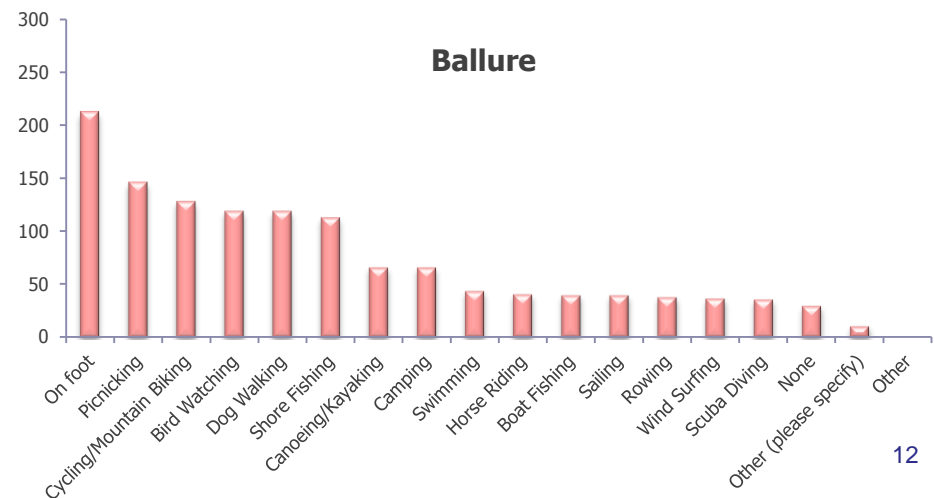
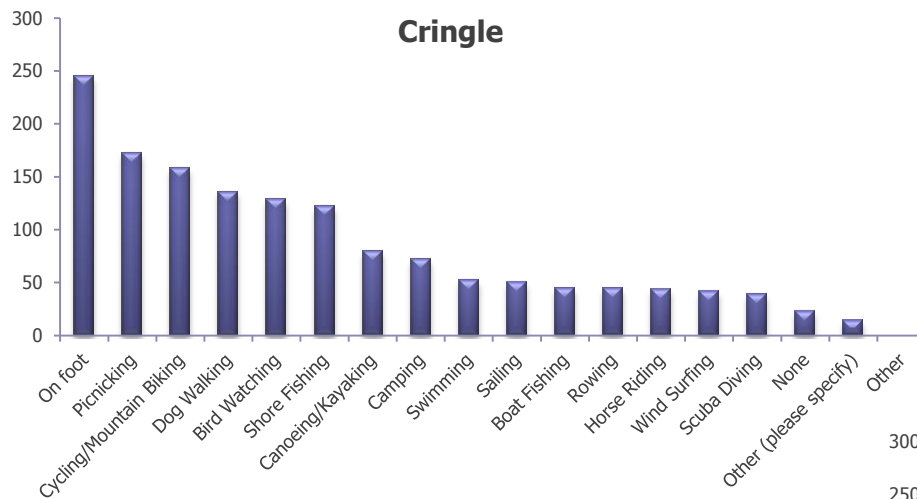


Clype & Kerrowdahoo





Desired Recreational Use for Non-water supply Reservoirs





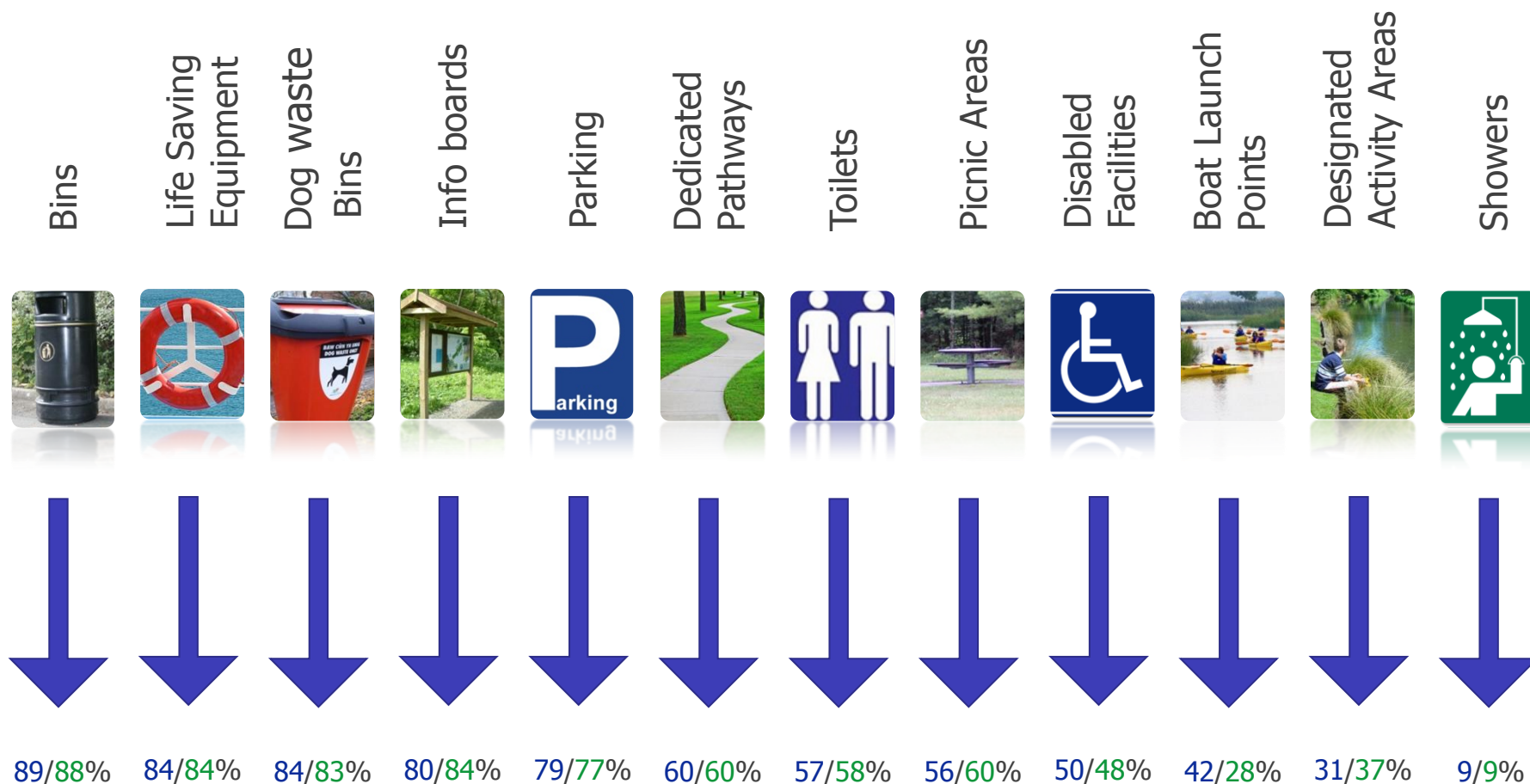
Priorities of Desired Recreational Use

1. **On Foot (walking, running etc.)**
2. **Picnicking**
3. **Cycling**
4. **Dog walking**
5. **Bird watching**

These priorities were comparable for both water supply and non-water supply reservoirs



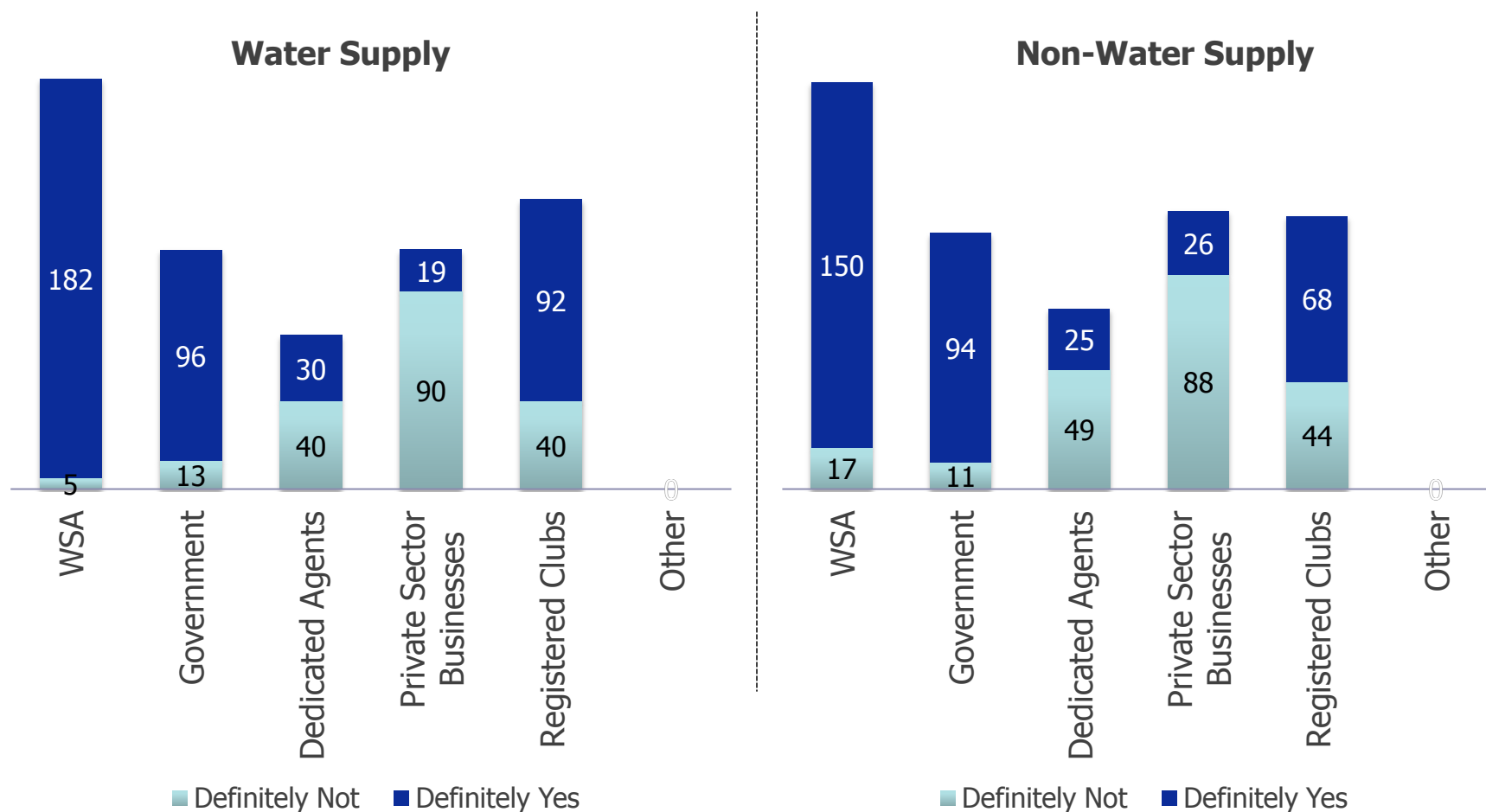
Public Opinion on Required Facilities



N.B The score is a percentage which shows those who answered *Definitely Yes*. Blue is water reservoirs, green is non-water reservoirs

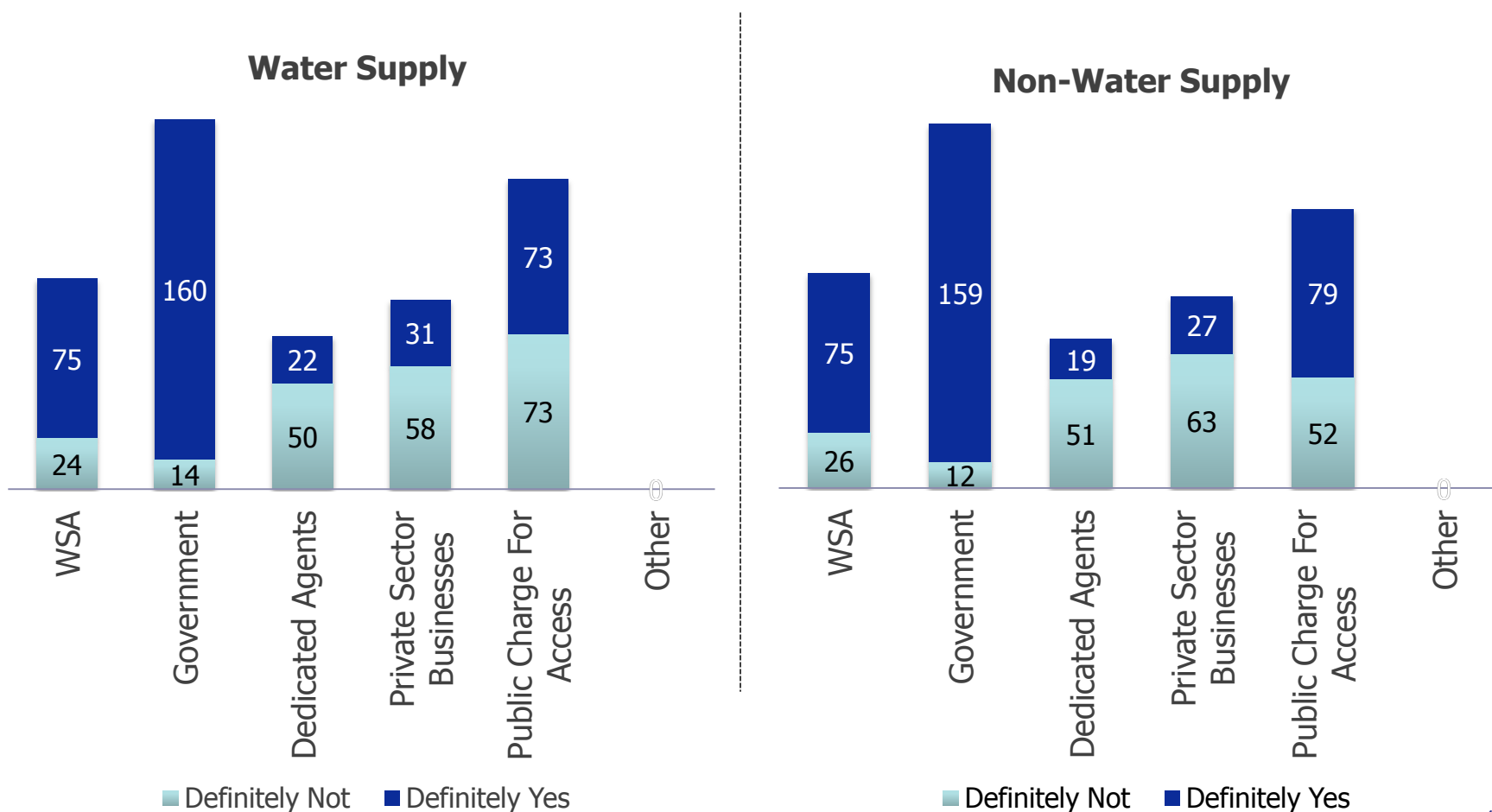


Public Opinion of Who should Control Recreational Use





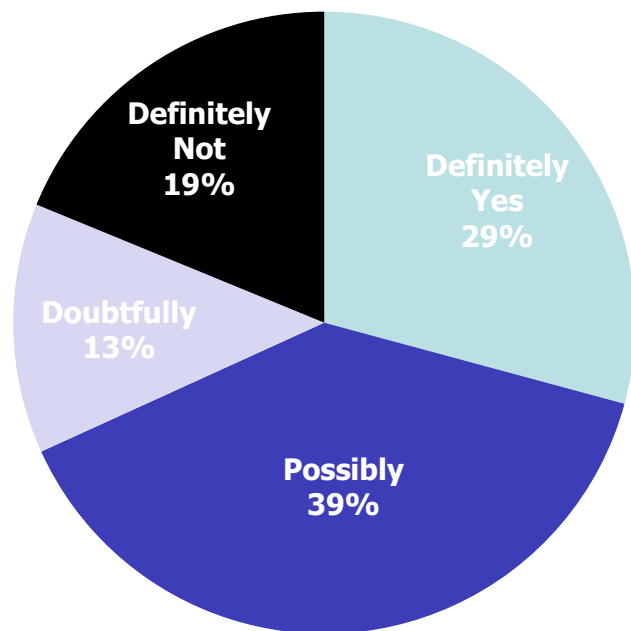
Public Opinion of How to Fund Recreational Use (1)



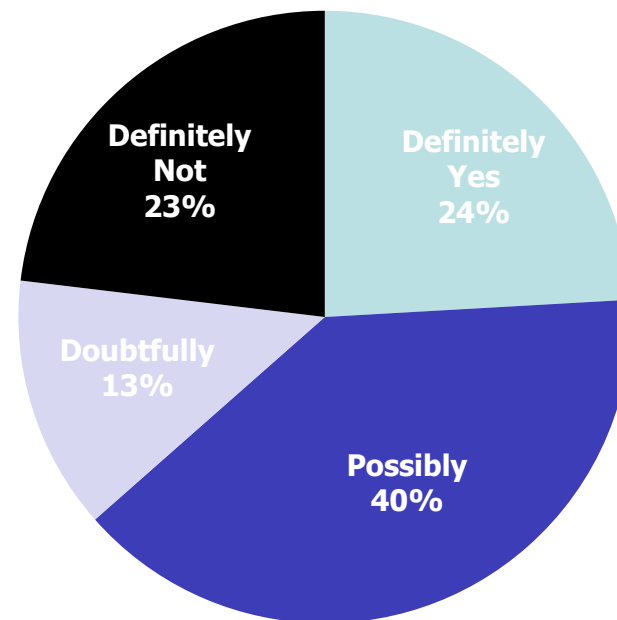


Public Opinion of HOW to Fund Recreational Use (2)

Would you be willing to pay for access to these facilities and activities on water supply reservoirs?



Would you be willing to pay for access to these facilities and activities on non-water supply reservoirs?





Suggested Considerations (1)

Fire and Rescue Service

- Requirement to undertake Risk Assessments
- Enhanced Signage
- Telecommunication coverage checks with emergency alternatives
- Liaison with the Emergency Services and on-site training opportunities
- 'In, On, or Near Water' training/education programmes/information





Suggested Considerations (2)

DEFA Interests

- **Fisheries:** Fully support continued recreational use on reservoirs and would be willing to contribute resource towards improvements to angling opportunities on reservoirs.
- **Biodiversity:** Continued liaison with DEFA on all aspects of management is welcome and provided that works are carried out within the scope of the Wildlife Act, DEFA will support the Authority.
- **Access & Recreation:** The Forestry Amenity and Lands Directorate supports the Authority's plans. The Directorate will be happy to provide further advice based on what it learned from the development of recreation on the Forestry estate and looks forward to taking advantage of joint working opportunities.



Suggested Considerations (3)

Rushen Parish Commissioners

If there were to be organised activities then there should be a charge, but only if the collection of those charges did not outweigh the income obtained from them.

Discover Diving Club

Diving on inland sites is very appealing, but not without its hazards. We suggest licensing, similar to that for fishing, and Bye-Laws to make certain activities illegal. Cost for the Authority would be limited and revenue gained through permit fees.



Comments (1)

"The leisure use of the reservoirs is really as much a matter for DCCL & DED tourism to consider as for WSA."

"Restrictions are one thing, but ensuring compliance by monitoring and enforcing must be part of the package. If the aim is to protect our health by having restrictions, they must be enforced."

"I'm all for access, but in such a sensitive area there has to be a degree of control which should be paid for by those using the areas. Water must not be contaminated by animal faecal matter or litter."



Comments (2)

*Compromise is clearly **needed**; only the largest of our reservoirs having the capacity, for example to support sailing simultaneously with kayaking and possibly fishing. **Each reservoir** will need examining on **its merits** and it may well turn out that some are **not adequate** for anything more than the present fishing possibilities they afford*



Comments (3)

“The possible need to charge for the use would be dependent on the activity. I think if you don't enter the water/on the water then you shouldn't have to pay but if you get onto or in the water then you will need to pay. Also the question then is who will enforce/regulate this?”

“Any activity that requires infrastructure changes should be funded by the club or organisation concerned and should be subject to approval by the WSA/Govt and any planning details should be approved by the appropriate Government Department.”

“If access was regulated by registered clubs, using a permit scheme, then it might be better to charge for a permit, which allows the club access to the reservoir for a stated amount of time. i.e. a weekend. Similar to the DOI's scheme for access to old quarries for recreational activities.”



Conclusions Drawn (1)

- The most popular activities **currently undertaken** in the reservoir areas are those on foot (e.g. walking, running etc).
- The most popular **desired** activities are also those on foot.
- These activities are commonly undertaken by **individuals** and not through recreational clubs.
- There is very **little difference** in preference of activity around the water supply versus the non-water supply reservoirs.
- There are clear **conflicts** in attitude between the different recreational groups.
- There are also clear **public concerns** regarding compliance and enforcement.



Conclusions Drawn (2)

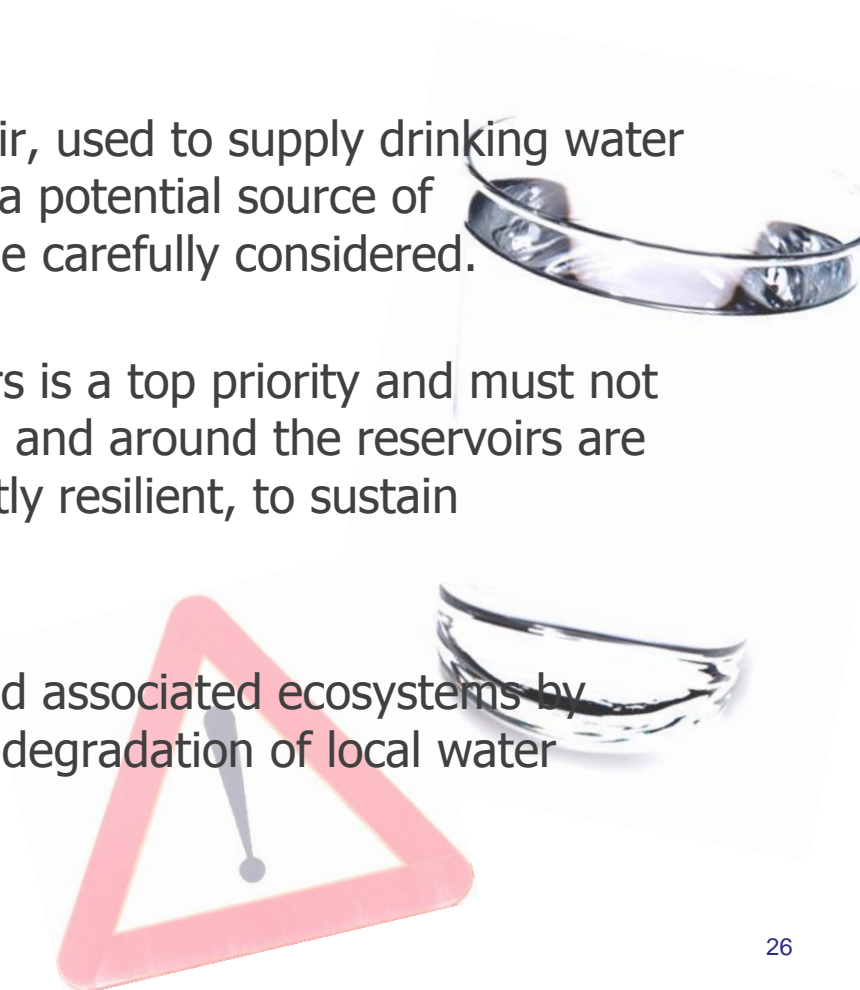
- The priority desired **facilities** are: litter bins, life saving equipment, dog waste bins, information boards and parking.
- The majority of respondents indicated that the Water and Sewerage Authority should **control** recreational use on reservoir lands.
- The majority of respondents indicated that recreational use on reservoir lands should be **Government funded**.
- When asked the question about **payment** to access recreational facilities, only 23% stated that they would definitely not consider it. Many of those who indicated that they would consider a payment stated that it would depend on the activity and facilities on offer.



Problems Associated with Recreational Use (1)

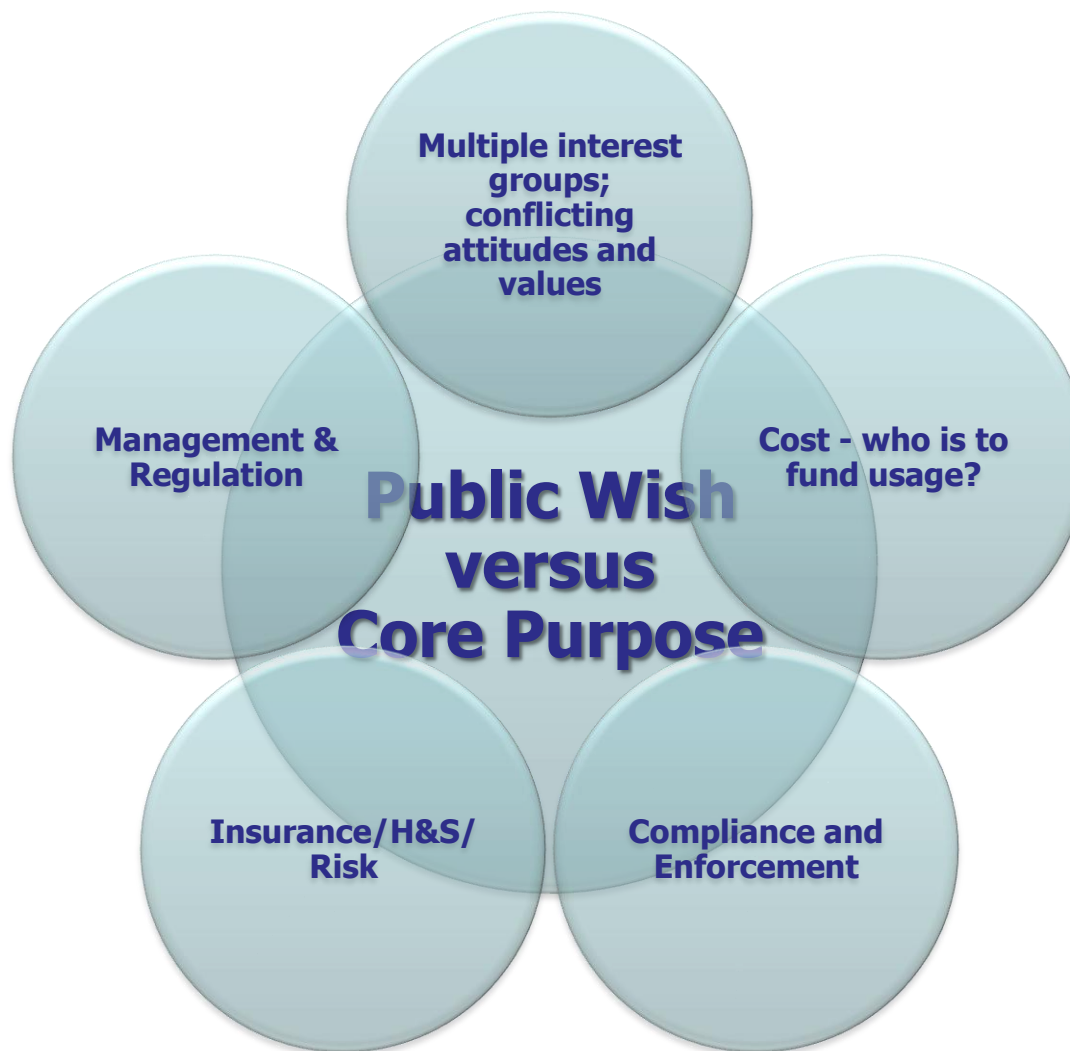
The Bottom Line

- Human activity on or around a reservoir, used to supply drinking water to the community, is considered to be a potential source of contamination; impacts of risks must be carefully considered.
- The structural integrity of the reservoirs is a top priority and must not be compromised. Some of the areas in and around the reservoirs are not designed for, and are not sufficiently resilient, to sustain recreational use.
- WSA have a duty to protect aquatic and associated ecosystems by reducing and preventing pollution and degradation of local water resources.





Problems Associated with Recreational Use (2)





How Do Other Water Supply Companies Approach Recreational Use?



Comparison to...

Guernsey Water

- 3KM long **nature trail** created
- Maintained by Environment Guernsey
- Two wardens take care of the site and ensure it is being used sympathetically by keeping the paths clear of vegetation and litter and minimising disturbance to the wildlife
- They also regularly report to Guernsey Water on how rainfall and storage levels are affecting plant and animal life
- Walkers are asked to keep to the footpath and keep dogs on leads
- Only fishermen are permitted to use the various access points to the water's edge and fishing is only allowed by members of the Guernsey Trout Society





Comparison to...

Jersey



- ✓ Walking permitted
- ✓ Fishing is only permitted to members in certain locations
- ✓ Dogs must be kept on a lead, not allowed to enter water and fouling must be cleaned up



- ✗ Litter: no bins on site
- ✗ No swimming
- ✗ No toilet facilities or designated parking
- ✗ Wildlife must not be fed
- ✗ Cycling not permitted
- ✗ No disabled access



Comparison to...

Yorkshire Water

- Free reservoir walk and running routes, including maps and guides
- Cycle and horse riding routes, including specialist parking and saddling area
- Watersports: reservoirs are leased for sailing, rowing, canoeing etc
- Fishing tickets sold to suit all anglers
- Wildlife: nature reserve
- Children activity packs
- Podcast tour-guides





Comparison to...

Anglian Water

Works in partnership with **7** water parks/reserves & the Wildlife Trusts

Leisure activities include:

- Fishing
- Watersports
- Bird watching & wildlife
- Cycling
- Rock climbing
- Family days out
- Children activities
- Holidays & short breaks

Introduced Water Park Byelaws:

To make water parks safe and an enjoyable place to visit as well as protecting water supplies



anglianwater





Decision Making Process and Progression

| Activity | Complete By |
|--|---------------|
| Consultation Data Analysis | February 2012 |
| Corporate Approval | 9 March 2012 |
| Operational/Corporate Risk Consultation | 14 March 2012 |
| Publication of Summary Document | May 2012 |
| Site Specific Surveys with Zurich Municipal | May 2012 |
| Formulation of Site Specific Recreational Use Policies | June 2012 |





Statement

The Water and Sewerage Authority would like to thank the public for participating in the consultation process on the recreational use of the Authority's reservoir lands.

The Authority is now working with Government's insurers to conduct site specific safety assessments of the reservoirs, and the surrounding land, and will use this information to finalise the policies regarding recreational use.

In the interim, members of the public are requested to continue using these reservoir areas responsibly and to abide by all signage, which is placed there for public safety and for the protection of these valuable assets.





Isle of Man
Water & Sewerage Authority

Laght-reill Ushkeg as Sorraigys Ellan Vannin

Appendices: Survey Monkey Results



Appendix A: Demographics

1. Please answer this question only if you DO NOT wish to submit your responses confidentially.

| | Response Percent | Response Count |
|---|--------------------------|----------------|
| Name (Please state) | 97.8% | 262 |
| Organisation (Please state if applicable) | 41.4% | 111 |
| Contact details (Please state) | 85.4% | 229 |
| Are you willing to be named? (Please state) | 93.7% | 251 |
| | answered question | 268 |
| | skipped question | 273 |

2. What age group are you?

| | Response Percent | Response Count |
|-----------------|--------------------------|----------------|
| Age 17 or under | 0.7% | 4 |
| Age 18-29 | 10.7% | 58 |
| Age 30-44 | 35.7% | 193 |
| Age 45-59 | 43.7% | 236 |
| Age 60-74 | 7.8% | 42 |
| Age 75 plus | 1.3% | 7 |
| | answered question | 540 |
| | skipped question | 1 |

3. Please tick all which apply to you. Are you?

| | Response Percent | Response Count |
|---------------------------------|--------------------------|----------------|
| A local resident | 97.4% | 526 |
| A visitor to the Island | 0.4% | 2 |
| A member of a recreational club | 28.0% | 151 |
| A private sector business | 3.0% | 16 |
| Other (please specify) | | 6 |
| | answered question | 540 |
| | skipped question | 1 |



Appendix B: Questionnaire Counts

4. What recreational activities do you currently undertake on or around the Island's reservoirs?

| | Yes (Please tick) | Which of these activities are with a registered club | Response Count |
|------------------------------|--------------------------|--|----------------|
| None | 90.4% (47) | 19.2% (10) | 52 |
| Walking/Running/Orienteering | 99.7% (377) | 5.6% (21) | 378 |
| Bird Watching | 100.0% (83) | 2.4% (2) | 83 |
| Cycling/Mountain Biking | 99.3% (148) | 22.8% (34) | 149 |
| Dog Walking | 99.5% (189) | 1.1% (2) | 190 |
| Shore Fishing | 100.0% (93) | 9.7% (9) | 93 |
| Swimming | 83.3% (15) | 22.2% (4) | 18 |
| Scuba Diving | 90.9% (10) | 81.8% (9) | 11 |
| Boat Fishing | 100.0% (9) | 0.0% (0) | 9 |
| Canoeing/Kayaking/Sailing | 98.2% (54) | 50.9% (28) | 55 |
| Wind surfing | 100.0% (1) | 0.0% (0) | 1 |
| Rowing | 100.0% (2) | 0.0% (0) | 2 |
| Camping | 100.0% (31) | 6.5% (2) | 31 |
| Horse Riding | 100.0% (17) | 11.8% (2) | 17 |
| Picnicking | 100.0% (164) | 0.6% (1) | 164 |
| Other | 100.0% (3) | 66.7% (2) | 3 |
| | | Other (please specify) | 31 |
| | answered question | | 522 |
| | skipped question | | 19 |

5. What organised club activities would you like to undertake on and around SULBY RESERVOIR?

| | Definitely Yes | Possibly | Doubtfully | Definitely Not | Response Count |
|------------------------------|----------------|------------|------------|--------------------------|----------------|
| None | 40.3% (27) | 4.5% (3) | 3.0% (2) | 52.2% (35) | 67 |
| Walking/Running/Orienteering | 62.9% (207) | 25.2% (83) | 5.2% (17) | 6.7% (22) | 329 |
| Bird Watching | 45.2% (104) | 21.3% (49) | 15.2% (35) | 18.3% (42) | 230 |
| Cycling/Mountain Biking | 43.4% (122) | 35.2% (99) | 9.3% (26) | 12.1% (34) | 281 |
| Dog Walking | 39.5% (103) | 19.2% (50) | 10.7% (28) | 30.7% (80) | 261 |
| Shore Fishing | 50.0% (124) | 20.6% (51) | 12.5% (31) | 16.9% (42) | 248 |
| Swimming | 19.6% (42) | 22.0% (47) | 16.8% (36) | 41.6% (89) | 214 |
| Scuba Diving | 25.6% (57) | 19.7% (44) | 13.9% (31) | 40.8% (91) | 223 |
| Boat Fishing | 22.9% (47) | 20.5% (42) | 19.5% (40) | 37.1% (76) | 205 |
| Canoeing/Kayaking | 39.9% (105) | 34.6% (91) | 8.4% (22) | 17.1% (45) | 263 |
| Sailing | 36.6% (87) | 26.5% (63) | 13.9% (33) | 23.1% (55) | 238 |
| Wind Surfing | 23.4% (49) | 26.3% (55) | 18.2% (38) | 32.1% (67) | 209 |
| Rowing | 27.4% (58) | 31.1% (66) | 14.6% (31) | 26.9% (57) | 212 |
| Camping | 26.9% (61) | 31.7% (72) | 14.1% (32) | 27.3% (62) | 227 |
| Horse Riding | 13.6% (27) | 21.6% (43) | 23.6% (47) | 41.2% (82) | 199 |
| Picnicking | 52.3% (134) | 30.9% (79) | 6.6% (17) | 10.2% (26) | 256 |
| Other | 100.0% (1) | 0.0% (0) | 0.0% (0) | 0.0% (0) | 1 |
| | | | | Other (please specify) | 26 |
| | | | | answered question | 490 |
| | | | | skipped question | 51 |



6. What activities which are not organised by a club would you like to undertake on and around SULBY RESERVOIR?

| | Definitely Yes | Possibly | Doubtfully | Definitely Not | Response Count |
|------------------------------|----------------|------------|------------|----------------|----------------|
| None | 37.0% (20) | 7.4% (4) | 3.7% (2) | 51.9% (28) | 54 |
| Walking/Running/Orienteering | 78.7% (280) | 16.3% (58) | 2.5% (9) | 2.5% (9) | 356 |
| Bird Watching | 55.2% (132) | 20.5% (49) | 10.9% (26) | 13.4% (32) | 239 |
| Cycling/Mountain Biking | 53.3% (144) | 25.9% (70) | 7.8% (21) | 13.0% (35) | 270 |
| Dog Walking | 51.8% (145) | 17.1% (48) | 6.8% (19) | 24.3% (68) | 280 |
| Shore Fishing | 48.7% (113) | 22.8% (53) | 9.9% (23) | 18.5% (43) | 232 |
| Swimming | 18.5% (37) | 18.0% (36) | 20.5% (41) | 43.0% (86) | 200 |
| Scuba Diving | 16.1% (30) | 14.0% (26) | 23.1% (43) | 46.8% (87) | 186 |
| Boat Fishing | 24.1% (46) | 20.9% (40) | 23.6% (45) | 31.4% (60) | 191 |
| Canoeing/Kayaking | 38.9% (91) | 30.3% (71) | 12.8% (30) | 17.9% (42) | 234 |
| Sailing | 28.5% (57) | 26.0% (52) | 19.5% (39) | 26.0% (52) | 200 |
| Wind Surfing | 20.6% (37) | 21.7% (39) | 20.6% (37) | 37.2% (67) | 180 |
| Rowing | 22.5% (41) | 26.4% (48) | 20.9% (38) | 30.2% (55) | 182 |
| Camping | 34.1% (75) | 29.1% (64) | 10.9% (24) | 25.9% (57) | 220 |
| Horse Riding | 15.8% (29) | 17.4% (32) | 18.5% (34) | 48.4% (89) | 184 |
| Picnicking | 64.7% (185) | 24.8% (71) | 5.6% (16) | 4.9% (14) | 286 |
| Other | 0.0% (0) | 0.0% (0) | 0.0% (0) | 0.0% (0) | 0 |
| Other (please specify) | | | | | 15 |
| answered question | | | | | 470 |
| skipped question | | | | | 71 |

7. What organised club activities would you like to undertake on and around WEST BALDWIN RESERVOIR?

| | Definitely Yes | Possibly | Doubtfully | Definitely Not | Response Count |
|------------------------------|----------------|------------|------------|----------------|----------------|
| None | 44.4% (32) | 8.3% (6) | 6.9% (5) | 40.3% (29) | 72 |
| Walking/Running/Orienteering | 64.3% (178) | 20.9% (58) | 5.8% (16) | 9.0% (25) | 277 |
| Bird Watching | 44.6% (86) | 21.8% (42) | 14.0% (27) | 19.7% (38) | 193 |
| Cycling/Mountain Biking | 48.3% (111) | 23.9% (55) | 10.9% (25) | 17.0% (39) | 230 |
| Dog Walking | 38.9% (79) | 13.8% (28) | 11.3% (23) | 36.0% (73) | 203 |
| Shore Fishing | 50.3% (98) | 16.9% (33) | 9.7% (19) | 23.1% (45) | 195 |
| Swimming | 22.8% (41) | 17.8% (32) | 15.0% (27) | 44.4% (80) | 180 |
| Scuba Diving | 27.3% (50) | 20.2% (37) | 13.1% (24) | 39.3% (72) | 183 |
| Boat Fishing | 25.9% (44) | 22.9% (39) | 13.5% (23) | 37.6% (64) | 170 |
| Canoeing/Kayaking | 43.6% (96) | 30.5% (67) | 5.0% (11) | 20.9% (46) | 220 |
| Sailing | 43.1% (91) | 24.6% (52) | 8.5% (18) | 23.7% (50) | 211 |
| Wind Surfing | 25.1% (43) | 25.1% (43) | 12.3% (21) | 37.4% (64) | 171 |
| Rowing | 26.2% (45) | 30.8% (53) | 10.5% (18) | 32.6% (56) | 172 |
| Camping | 27.2% (49) | 22.8% (41) | 16.1% (29) | 33.9% (61) | 180 |
| Horse Riding | 11.7% (19) | 19.8% (32) | 16.0% (26) | 52.5% (85) | 162 |
| Picnicking | 52.6% (110) | 23.0% (48) | 9.6% (20) | 14.8% (31) | 209 |
| Other | 100.0% (1) | 0.0% (0) | 0.0% (0) | 0.0% (0) | 1 |
| Other (please specify) | | | | | 17 |
| answered question | | | | | 447 |
| skipped question | | | | | 34 |



8. What activities which are not organised by a club would you like to undertake on and around WEST BALDWIN RESERVOIR?

| | Definitely Yes | Possibly | Doubtfully | Definitely Not | Response Count |
|------------------------------|----------------|------------|------------|----------------|----------------|
| None | 40.0% (20) | 12.0% (6) | 4.0% (2) | 44.0% (22) | 50 |
| Walking/Running/Orienteering | 78.8% (256) | 16.6% (54) | 3.1% (10) | 1.5% (5) | 325 |
| Bird Watching | 54.1% (112) | 22.2% (46) | 9.7% (20) | 14.0% (29) | 207 |
| Cycling/Mountain Biking | 54.0% (129) | 25.9% (62) | 7.9% (19) | 12.1% (29) | 239 |
| Dog Walking | 52.6% (131) | 15.3% (38) | 9.2% (23) | 22.9% (57) | 249 |
| Shore Fishing | 53.0% (105) | 18.7% (37) | 10.6% (21) | 17.7% (35) | 198 |
| Swimming | 19.5% (34) | 17.8% (31) | 18.4% (32) | 44.3% (77) | 174 |
| Scuba Diving | 18.6% (31) | 16.8% (28) | 20.4% (34) | 44.3% (74) | 167 |
| Boat Fishing | 25.3% (43) | 21.2% (36) | 20.6% (35) | 32.9% (56) | 170 |
| Canoeing/Kayaking | 36.2% (75) | 33.8% (70) | 12.6% (26) | 17.4% (36) | 207 |
| Sailing | 28.2% (49) | 25.9% (45) | 18.4% (32) | 27.6% (48) | 174 |
| Wind Surfing | 20.4% (32) | 21.7% (34) | 19.1% (30) | 38.9% (61) | 157 |
| Rowing | 18.2% (28) | 26.6% (41) | 20.8% (32) | 34.4% (53) | 154 |
| Camping | 31.1% (57) | 27.9% (51) | 15.3% (28) | 25.7% (47) | 183 |
| Horse Riding | 16.7% (26) | 17.9% (28) | 17.9% (28) | 47.4% (74) | 156 |
| Picnicking | 65.6% (166) | 24.1% (61) | 4.7% (12) | 5.5% (14) | 253 |
| Other | 0.0% (0) | 0.0% (0) | 0.0% (0) | 0.0% (0) | 0 |
| Other (please specify) | | | | | 13 |
| answered question | | | | | 437 |
| skipped question | | | | | 104 |

9. What organised club activities would you like to undertake on and around CLYPSE AND KERROWDHOO RESERVOIRS?

| | Definitely Yes | Possibly | Doubtfully | Definitely Not | Response Count |
|------------------------------|----------------|------------|------------|----------------|----------------|
| None | 48.9% (45) | 13.0% (12) | 5.4% (5) | 32.6% (30) | 92 |
| Walking/Running/Orienteering | 62.1% (162) | 22.6% (59) | 6.5% (17) | 8.8% (23) | 261 |
| Bird Watching | 46.7% (84) | 21.7% (39) | 12.2% (22) | 19.4% (35) | 180 |
| Cycling/Mountain Biking | 51.8% (115) | 20.7% (46) | 8.6% (19) | 18.9% (42) | 222 |
| Dog Walking | 40.6% (82) | 15.8% (32) | 12.4% (25) | 31.2% (63) | 202 |
| Shore Fishing | 52.5% (96) | 15.8% (29) | 8.2% (15) | 23.5% (43) | 183 |
| Swimming | 18.0% (30) | 20.4% (34) | 14.4% (24) | 47.3% (79) | 167 |
| Scuba Diving | 18.5% (30) | 20.4% (33) | 16.7% (27) | 44.4% (72) | 162 |
| Boat Fishing | 21.7% (34) | 16.6% (26) | 18.5% (29) | 43.3% (68) | 157 |
| Canoeing/Kayaking | 29.0% (54) | 28.5% (53) | 11.8% (22) | 30.6% (57) | 186 |
| Sailing | 21.5% (35) | 23.9% (39) | 16.6% (27) | 38.0% (62) | 163 |
| Wind Surfing | 15.0% (23) | 24.2% (37) | 15.0% (23) | 45.8% (70) | 153 |
| Rowing | 18.3% (28) | 24.8% (38) | 14.4% (22) | 42.5% (65) | 153 |
| Camping | 25.3% (43) | 25.3% (43) | 11.8% (20) | 37.6% (64) | 170 |
| Horse Riding | 13.6% (20) | 14.3% (21) | 17.7% (26) | 54.4% (80) | 147 |
| Picnicking | 52.9% (99) | 22.5% (42) | 8.0% (15) | 16.6% (31) | 187 |
| Other | 100.0% (1) | 0.0% (0) | 0.0% (0) | 0.0% (0) | 1 |
| Other (please specify) | | | | | 13 |
| answered question | | | | | 429 |
| skipped question | | | | | 112 |



10. What activities which are not organised by a club would you like to undertake on and around CLYPSE AND KERROWDHOO RESERVOIRS?

| | Definitely Yes | Possibly | Doubtfully | Definitely Not | Response Count |
|------------------------------|----------------|------------|------------|----------------|----------------|
| None | 45.5% (30) | 10.6% (7) | 3.0% (2) | 40.9% (27) | 66 |
| Walking/Running/Orienteering | 75.6% (233) | 18.8% (58) | 2.9% (9) | 2.6% (8) | 308 |
| Bird Watching | 58.1% (118) | 17.7% (36) | 10.8% (22) | 13.3% (27) | 203 |
| Cycling/Mountain Biking | 55.8% (129) | 22.5% (52) | 7.8% (18) | 13.9% (32) | 231 |
| Dog Walking | 54.6% (130) | 14.3% (34) | 8.0% (19) | 23.1% (55) | 238 |
| Shore Fishing | 57.7% (109) | 15.9% (30) | 7.9% (15) | 18.5% (35) | 189 |
| Swimming | 20.9% (34) | 17.8% (29) | 15.3% (25) | 46.0% (75) | 163 |
| Scuba Diving | 14.0% (21) | 18.0% (27) | 19.3% (29) | 48.7% (73) | 150 |
| Boat Fishing | 16.8% (25) | 18.1% (27) | 21.5% (32) | 43.6% (65) | 149 |
| Canoeing/Kayaking | 28.3% (51) | 29.4% (53) | 12.8% (23) | 29.4% (53) | 180 |
| Sailing | 16.9% (25) | 23.0% (34) | 20.3% (30) | 39.9% (59) | 148 |
| Wind Surfing | 14.0% (20) | 21.7% (31) | 19.6% (28) | 44.8% (64) | 143 |
| Rowing | 16.8% (24) | 23.1% (33) | 19.6% (28) | 40.6% (58) | 143 |
| Camping | 30.0% (51) | 27.6% (47) | 12.4% (21) | 30.0% (51) | 170 |
| Horse Riding | 15.8% (23) | 15.1% (22) | 18.5% (27) | 50.7% (74) | 146 |
| Picnicking | 61.4% (145) | 25.4% (60) | 5.5% (13) | 7.6% (18) | 236 |
| Other | 0.0% (0) | 0.0% (0) | 0.0% (0) | 0.0% (0) | 0 |
| Other (please specify) | | | | | 10 |
| answered question | | | | | 425 |
| skipped question | | | | | 116 |

11. What facilities do you think would be required for these activities on these water supply reservoirs?

| | Definitely Yes | Possibly | Doubtfully | Definitely Not | Response Count |
|---------------------------|----------------|-------------|------------|----------------|----------------|
| Information Boards | 80.1% (281) | 18.2% (64) | 0.9% (3) | 0.9% (3) | 351 |
| Parking | 78.7% (295) | 19.7% (74) | 1.3% (5) | 0.3% (1) | 375 |
| Toilets | 56.8% (205) | 33.8% (122) | 7.2% (26) | 2.2% (8) | 361 |
| Showers | 9.4% (24) | 29.0% (74) | 34.9% (89) | 26.7% (68) | 255 |
| Bins | 89.3% (317) | 9.0% (32) | 0.8% (3) | 0.8% (3) | 355 |
| Dog waste Bins | 83.6% (275) | 8.5% (28) | 2.1% (7) | 5.8% (19) | 329 |
| Boat Launching Points | 41.5% (115) | 36.8% (102) | 12.3% (34) | 9.4% (26) | 277 |
| Life Saving Equipment | 83.7% (278) | 12.0% (40) | 2.4% (8) | 1.8% (6) | 332 |
| Disabled Facilities | 49.8% (138) | 37.9% (105) | 9.7% (27) | 2.5% (7) | 277 |
| Designated activity areas | 30.9% (84) | 51.8% (141) | 12.9% (35) | 4.4% (12) | 272 |
| Picnic areas | 55.8% (178) | 37.6% (120) | 4.4% (14) | 2.2% (7) | 319 |
| Dedicated pathways | 59.8% (193) | 33.1% (107) | 5.6% (18) | 1.5% (5) | 323 |
| Other | 0.0% (0) | 0.0% (0) | 0.0% (0) | 0.0% (0) | 0 |
| Other (please specify) | | | | | 14 |
| answered question | | | | | 422 |
| skipped question | | | | | 119 |



12. Who do you think should control recreational activities and facilities on these water supply reservoirs?

| | Definitely Yes | Possibly | Doubtfully | Definitely Not | Response Count |
|----------------------------------|----------------|-------------|------------|----------------|-----------------------|
| The Water and Sewerage Authority | 51.6% (182) | 41.9% (148) | 5.1% (18) | 1.4% (5) | 353 |
| Government | 45.3% (96) | 41.0% (87) | 7.5% (16) | 6.1% (13) | 212 |
| Dedicated Agents | 12.1% (30) | 50.6% (125) | 21.1% (52) | 16.2% (40) | 247 |
| Private Sector Businesses | 7.7% (19) | 27.2% (67) | 28.5% (70) | 36.6% (90) | 246 |
| Registered Clubs | 29.7% (92) | 42.9% (133) | 14.5% (45) | 12.9% (40) | 310 |
| Other | 0.0% (0) | 0.0% (0) | 0.0% (0) | 0.0% (0) | 0 |
| Other (please specify) | | | | | 18 |
| | | | | | answered question 417 |
| | | | | | skipped question 124 |

13. How do you think activities and facilities on these water supply reservoirs should be funded?

| | Definitely Yes | Possibly | Doubtfully | Definitely Not | Response Count |
|-------------------------------------|----------------|-------------|------------|----------------|-----------------------|
| By the Water and Sewerage Authority | 25.9% (75) | 50.0% (145) | 15.9% (46) | 8.3% (24) | 290 |
| Government | 45.1% (160) | 42.5% (151) | 8.5% (30) | 3.9% (14) | 355 |
| Dedicated Agents | 9.7% (22) | 42.0% (95) | 26.1% (59) | 22.1% (50) | 226 |
| Private Sector Businesses | 12.6% (31) | 41.9% (103) | 22.0% (54) | 23.6% (58) | 246 |
| Public Charge For Access | 22.8% (73) | 44.7% (143) | 9.7% (31) | 22.8% (73) | 320 |
| Other | 0.0% (0) | 0.0% (0) | 0.0% (0) | 0.0% (0) | 0 |
| Other (please specify) | | | | | 32 |
| | | | | | answered question 416 |
| | | | | | skipped question 125 |

14. Would you be willing to pay for access to these facilities and activities on water supply reservoirs?

| | Response Percent | Response Count |
|----------------|-------------------|----------------|
| Definitely Yes | 29.2% | 121 |
| Possibly | 39.0% | 162 |
| Doubtfully | 13.0% | 54 |
| Definitely Not | 18.8% | 78 |
| | answered question | 415 |
| | skipped question | 126 |

15. How much would you be willing to pay per year?

| | Response Percent | Response Count |
|------------------------|-------------------|----------------|
| £0 | 25.3% | 105 |
| £10 | 22.2% | 92 |
| £20 | 27.2% | 113 |
| £50 | 12.3% | 51 |
| £Other | 13.0% | 54 |
| Other (please specify) | | 80 |
| | answered question | 415 |
| | skipped question | 126 |



16. Please record any additional comments regarding water supply reservoirs below

**Response
Count**

167

answered question 167

skipped question 374



17. What organised club activities would you like to undertake on and around CRINGLE RESERVOIR?

| | Definitely Yes | Possibly | Doubtfully | Definitely Not | Response Count |
|------------------------------|----------------|------------|------------|----------------|----------------|
| None | 47.5% (38) | 7.5% (6) | 3.8% (3) | 41.3% (33) | 80 |
| Walking/Running/Orienteering | 66.8% (177) | 21.5% (57) | 3.0% (8) | 8.7% (23) | 265 |
| Bird Watching | 54.7% (99) | 18.8% (34) | 9.9% (18) | 16.6% (30) | 181 |
| Cycling/Mountain Biking | 60.3% (138) | 18.8% (43) | 4.4% (10) | 16.6% (38) | 229 |
| Dog Walking | 46.5% (94) | 19.3% (39) | 7.9% (16) | 26.2% (53) | 202 |
| Shore Fishing | 58.4% (108) | 15.1% (28) | 7.6% (14) | 18.9% (35) | 185 |
| Swimming | 32.9% (56) | 18.8% (32) | 12.4% (21) | 35.9% (61) | 170 |
| Scuba Diving | 36.5% (61) | 19.2% (32) | 10.2% (17) | 34.1% (57) | 167 |
| Boat Fishing | 31.1% (50) | 19.9% (32) | 12.4% (20) | 36.6% (59) | 161 |
| Canoeing/Kayaking | 45.3% (91) | 26.4% (53) | 7.5% (15) | 20.9% (42) | 201 |
| Sailing | 35.2% (58) | 23.0% (38) | 13.3% (22) | 28.5% (47) | 165 |
| Wind Surfing | 34.4% (54) | 17.8% (28) | 13.4% (21) | 34.4% (54) | 157 |
| Rowing | 34.6% (55) | 22.6% (36) | 13.2% (21) | 29.6% (47) | 159 |
| Camping | 36.6% (64) | 25.1% (44) | 8.6% (15) | 29.7% (52) | 175 |
| Horse Riding | 26.3% (41) | 21.2% (33) | 12.8% (20) | 39.7% (62) | 156 |
| Picnicking | 58.8% (120) | 22.5% (46) | 6.4% (13) | 12.3% (25) | 204 |
| Other | 100.0% (1) | 0.0% (0) | 0.0% (0) | 0.0% (0) | 1 |

answered question 401

skipped question 140

18. What activities which are not organised by a club would you like to undertake on and around CRINGLE RESERVOIR?

| | Definitely Yes | Possibly | Doubtfully | Definitely Not | Response Count |
|------------------------------|----------------|------------|------------|----------------|----------------|
| None | 35.9% (23) | 14.1% (9) | 3.1% (2) | 46.9% (30) | 64 |
| Walking/Running/Orienteering | 79.8% (245) | 16.9% (52) | 1.3% (4) | 2.0% (6) | 307 |
| Bird Watching | 63.7% (128) | 15.9% (32) | 8.5% (17) | 11.9% (24) | 201 |
| Cycling/Mountain Biking | 67.8% (158) | 15.9% (37) | 6.0% (14) | 10.3% (24) | 233 |
| Dog Walking | 58.1% (136) | 18.4% (43) | 4.7% (11) | 18.8% (44) | 234 |
| Shore Fishing | 62.6% (122) | 14.4% (28) | 7.2% (14) | 15.9% (31) | 195 |
| Swimming | 31.0% (52) | 19.6% (33) | 12.5% (21) | 36.9% (62) | 168 |
| Scuba Diving | 25.3% (39) | 20.1% (31) | 16.2% (25) | 38.3% (59) | 154 |
| Boat Fishing | 28.8% (44) | 19.6% (30) | 13.7% (21) | 37.9% (58) | 153 |
| Canoeing/Kayaking | 42.7% (79) | 25.4% (47) | 9.2% (17) | 22.7% (42) | 185 |
| Sailing | 32.5% (50) | 17.5% (27) | 15.6% (24) | 34.4% (53) | 154 |
| Wind Surfing | 28.5% (41) | 17.4% (25) | 12.5% (18) | 41.7% (60) | 144 |
| Rowing | 29.1% (44) | 22.5% (34) | 15.9% (24) | 32.5% (49) | 151 |
| Camping | 39.8% (72) | 29.3% (53) | 7.7% (14) | 23.2% (42) | 181 |
| Horse Riding | 27.7% (43) | 23.9% (37) | 9.0% (14) | 39.4% (61) | 155 |
| Picnicking | 71.7% (172) | 20.4% (49) | 4.2% (10) | 3.8% (9) | 240 |
| Other | 0.0% (0) | 0.0% (0) | 0.0% (0) | 0.0% (0) | 0 |
| Other (please specify) | | | | | 14 |

answered question 397

skipped question 144



19. What organised club activities would you like to undertake on and around BALLURE RESERVOIR?

| | Definitely Yes | Possibly | Doubtfully | Definitely Not | Response Count |
|------------------------------|----------------|------------|------------|----------------|----------------|
| None | 49.5% (46) | 10.8% (10) | 3.2% (3) | 36.6% (34) | 93 |
| Walking/Running/Orienteering | 65.2% (159) | 23.0% (56) | 3.3% (8) | 8.6% (21) | 244 |
| Bird Watching | 54.2% (90) | 19.3% (32) | 8.4% (14) | 18.1% (30) | 166 |
| Cycling/Mountain Biking | 58.7% (115) | 20.4% (40) | 5.6% (11) | 15.3% (30) | 196 |
| Dog Walking | 46.0% (86) | 21.4% (40) | 6.4% (12) | 26.2% (49) | 187 |
| Shore Fishing | 56.9% (99) | 15.5% (27) | 9.2% (16) | 18.4% (32) | 174 |
| Swimming | 33.8% (52) | 13.0% (20) | 13.0% (20) | 40.3% (62) | 154 |
| Scuba Diving | 34.5% (51) | 15.5% (23) | 12.2% (18) | 37.8% (56) | 148 |
| Boat Fishing | 29.7% (43) | 18.6% (27) | 13.8% (20) | 37.9% (55) | 145 |
| Canoeing/Kayaking | 41.7% (70) | 27.4% (46) | 6.5% (11) | 24.4% (41) | 168 |
| Sailing | 34.4% (52) | 19.9% (30) | 15.9% (24) | 29.8% (45) | 151 |
| Wind Surfing | 34.3% (48) | 14.3% (20) | 14.3% (20) | 37.1% (52) | 140 |
| Rowing | 33.1% (47) | 19.0% (27) | 15.5% (22) | 32.4% (46) | 142 |
| Camping | 36.1% (56) | 25.2% (39) | 10.3% (16) | 28.4% (44) | 155 |
| Horse Riding | 27.3% (39) | 16.8% (24) | 14.0% (20) | 42.0% (60) | 143 |
| Picnicking | 54.2% (97) | 25.7% (46) | 6.7% (12) | 13.4% (24) | 179 |
| Other | 100.0% (1) | 0.0% (0) | 0.0% (0) | 0.0% (0) | 1 |
| Other (please specify) | | | | | 14 |
| answered question | | | | | 391 |
| skipped question | | | | | 150 |

20. What activities which are not organised by a club would you like to undertake on and around BALLURE RESERVOIR?

| | Definitely Yes | Possibly | Doubtfully | Definitely Not | Response Count |
|------------------------------|----------------|------------|------------|----------------|----------------|
| None | 39.0% (30) | 15.6% (12) | 3.9% (3) | 41.6% (32) | 77 |
| Walking/Running/Orienteering | 74.6% (212) | 19.7% (56) | 2.5% (7) | 3.2% (9) | 284 |
| Bird Watching | 63.3% (119) | 16.0% (30) | 9.0% (17) | 11.7% (22) | 188 |
| Cycling/Mountain Biking | 60.4% (128) | 23.1% (49) | 4.7% (10) | 11.8% (25) | 212 |
| Dog Walking | 54.1% (119) | 23.2% (51) | 5.5% (12) | 17.3% (38) | 220 |
| Shore Fishing | 61.4% (113) | 15.2% (28) | 8.7% (16) | 14.7% (27) | 184 |
| Swimming | 28.9% (44) | 19.1% (29) | 14.5% (22) | 37.5% (57) | 152 |
| Scuba Diving | 25.7% (36) | 17.1% (24) | 16.4% (23) | 40.7% (57) | 140 |
| Boat Fishing | 28.6% (40) | 18.6% (26) | 12.9% (18) | 40.0% (56) | 140 |
| Canoeing/Kayaking | 39.5% (66) | 26.3% (44) | 9.6% (16) | 24.6% (41) | 167 |
| Sailing | 28.2% (40) | 16.9% (24) | 19.0% (27) | 35.9% (51) | 142 |
| Wind Surfing | 27.6% (37) | 16.4% (22) | 14.9% (20) | 41.0% (55) | 134 |
| Rowing | 27.7% (38) | 21.9% (30) | 16.8% (23) | 33.6% (46) | 137 |
| Camping | 41.3% (66) | 25.0% (40) | 8.1% (13) | 25.6% (41) | 160 |
| Horse Riding | 28.3% (41) | 18.6% (27) | 13.8% (20) | 39.3% (57) | 145 |
| Picnicking | 65.2% (146) | 24.6% (55) | 4.5% (10) | 5.8% (13) | 224 |
| Other | 0.0% (0) | 0.0% (0) | 0.0% (0) | 0.0% (0) | 0 |
| Other (please specify) | | | | | 11 |
| answered question | | | | | 390 |
| skipped question | | | | | 151 |



21. What facilities do you think would be required for these activities on these non-water supply reservoirs?

| | Definitely Yes | Possibly | Doubtfully | Definitely Not | Response Count |
|---------------------------|----------------|-------------|------------|----------------|----------------|
| Information Boards | 76.3% (247) | 19.6% (63) | 1.2% (4) | 2.2% (7) | 321 |
| Parking | 76.3% (260) | 21.0% (71) | 1.8% (6) | 0.3% (1) | 338 |
| Toilets | 57.6% (179) | 32.8% (102) | 7.4% (23) | 2.3% (7) | 311 |
| Showers | 8.6% (19) | 29.4% (65) | 32.6% (72) | 29.4% (65) | 221 |
| Bins | 87.6% (283) | 10.2% (33) | 1.2% (4) | 0.9% (3) | 323 |
| Dog waste Bins | 82.7% (254) | 10.1% (31) | 2.3% (7) | 4.9% (15) | 307 |
| Boat Launching Points | 28.3% (63) | 43.0% (96) | 14.8% (33) | 13.9% (31) | 223 |
| Life Saving Equipment | 83.8% (238) | 12.3% (35) | 2.1% (6) | 1.8% (5) | 284 |
| Disabled Facilities | 47.5% (113) | 40.3% (96) | 8.4% (20) | 3.8% (9) | 238 |
| Designated activity areas | 36.8% (85) | 39.4% (91) | 17.3% (40) | 6.5% (15) | 231 |
| Picnic areas | 60.0% (165) | 32.0% (88) | 5.5% (15) | 2.5% (7) | 275 |
| Dedicated pathways | 60.1% (169) | 32.7% (92) | 5.7% (16) | 1.4% (4) | 281 |
| Other | 0.0% (0) | 0.0% (0) | 0.0% (0) | 0.0% (0) | 0 |

Other (please specify) 7

answered question 385

skipped question 156

22. Who do you think should control recreational activities and facilities on these non-water supply reservoirs?

| | Definitely Yes | Possibly | Doubtfully | Definitely Not | Response Count |
|----------------------------------|----------------|-------------|------------|----------------|----------------|
| The Water and Sewerage Authority | 46.7% (150) | 42.4% (136) | 5.6% (18) | 5.3% (17) | 321 |
| Government | 46.5% (94) | 42.1% (85) | 5.9% (12) | 5.4% (11) | 202 |
| Dedicated Agents | 10.9% (25) | 48.9% (112) | 18.8% (43) | 21.4% (49) | 229 |
| Private Sector Businesses | 11.5% (26) | 27.4% (62) | 22.1% (50) | 38.9% (88) | 226 |
| Registered Clubs | 25.6% (68) | 43.6% (116) | 14.3% (38) | 16.5% (44) | 266 |
| Other | 0.0% (0) | 0.0% (0) | 0.0% (0) | 0.0% (0) | 0 |

Other (please specify) 11

answered question 384

skipped question 157

23. How do you think activities and facilities on these non-water supply reservoirs should be funded?

| | Definitely Yes | Possibly | Doubtfully | Definitely Not | Response Count |
|-------------------------------------|----------------|-------------|------------|----------------|----------------|
| By the Water and Sewerage Authority | 28.5% (75) | 51.0% (134) | 10.6% (28) | 9.9% (26) | 263 |
| Government | 49.4% (159) | 40.4% (130) | 6.5% (21) | 3.7% (12) | 322 |
| Dedicated Agents | 9.0% (19) | 46.7% (99) | 20.3% (43) | 24.1% (51) | 212 |
| Private Sector Businesses | 12.1% (27) | 38.6% (86) | 21.1% (47) | 28.3% (63) | 223 |
| Public Charge For Access | 27.6% (79) | 46.2% (132) | 8.0% (23) | 18.2% (52) | 286 |
| Other | 0.0% (0) | 0.0% (0) | 0.0% (0) | 0.0% (0) | 0 |

Other (please specify) 15

answered question 382

skipped question 159



24. Would you be willing to pay for access to these facilities and activities on non-water supply reservoirs?

| | Response Percent | Response Count |
|----------------|------------------|----------------|
| Definitely Yes | 24.1% | 92 |
| Possibly | 39.4% | 150 |
| Doubtfully | 13.4% | 51 |
| Definitely No | 23.1% | 88 |

answered question 381

skipped question 160

25. How much would you be willing to pay per year?

| | Response Percent | Response Count |
|--------|------------------|----------------|
| £0 | 29.9% | 114 |
| £10 | 21.3% | 81 |
| £20 | 26.2% | 100 |
| £50 | 10.8% | 41 |
| £Other | 11.8% | 45 |

Other (please specify) 59

answered question 381

skipped question 160

26. Please record any additional comments regarding non-water supply reservoirs below.

Response Count

100

answered question 100

skipped question 441

27. What are your views on the best way to protect the Island's raw water supply whilst considering the requirements to utilise the reservoirs for the purposes of recreation?

Response Count

234

answered question 234

skipped question 307

28. What are your views on the approach taken to this consultation process?

Response Count

210

answered question 210

skipped question 331



Isle of Man
Water & Sewerage Authority

Laght-reill Ushkey as Sorraigys Ellan Vannin

END